



**Balai Pengujian Mutu dan Sertifikasi
Produk Hewan**



HASIL UJI RESIDU ANTIBIOTIKA PMSR BPMSPH TAHUN 2015

Jl. Pemuda No. 29 A Bogor 16161, Telp/Fax : 0251-8353712, Web: www.bpmsph.org

OUTLINE

- I. **DASAR HUKUM DAN TUGAS BPMSPH**
- II. **GAMBARAN HASIL PENGUJIAN RESIDU ANTIBIOTIKA PMSR
BPMSPH TAHUN 2015**



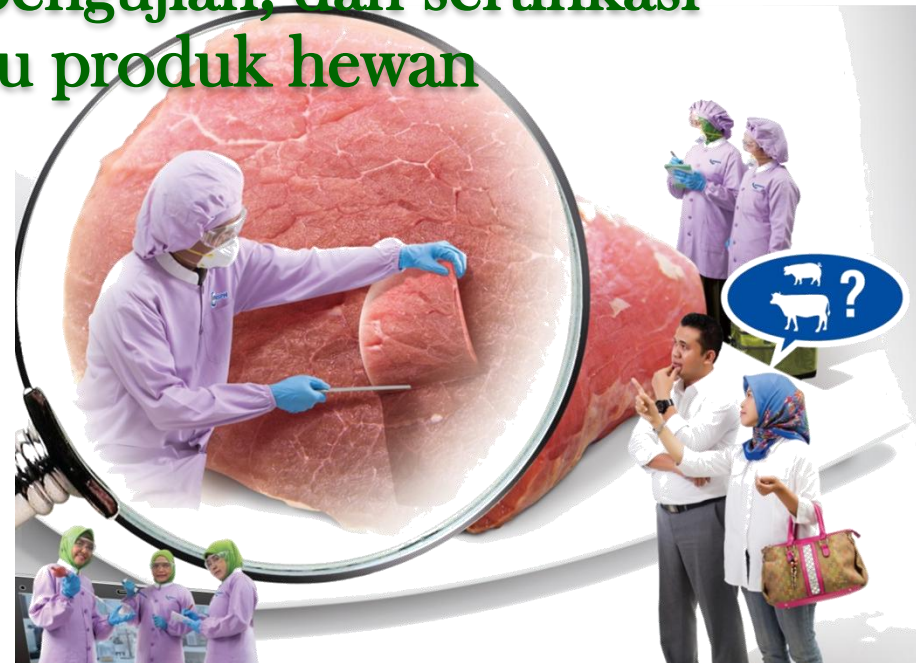
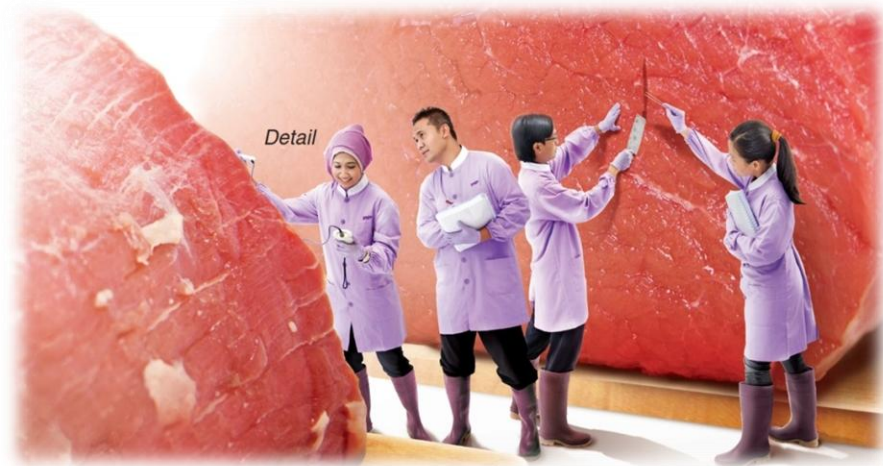
Dasar Hukum

Permentan Nomor 60/OT.140/5/2013 tentang Organisasi dan Tata Kerja Balai Pengujian Mutu dan Sertifikasi Produk Hewan

Tugas



Melakukan pemeriksaan, pengujian, dan sertifikasi keamanan dan mutu produk hewan



GAMBARAN HASIL PMSR RESIDU ANTIBIOTIKA BPMSPH TAHUN 2015

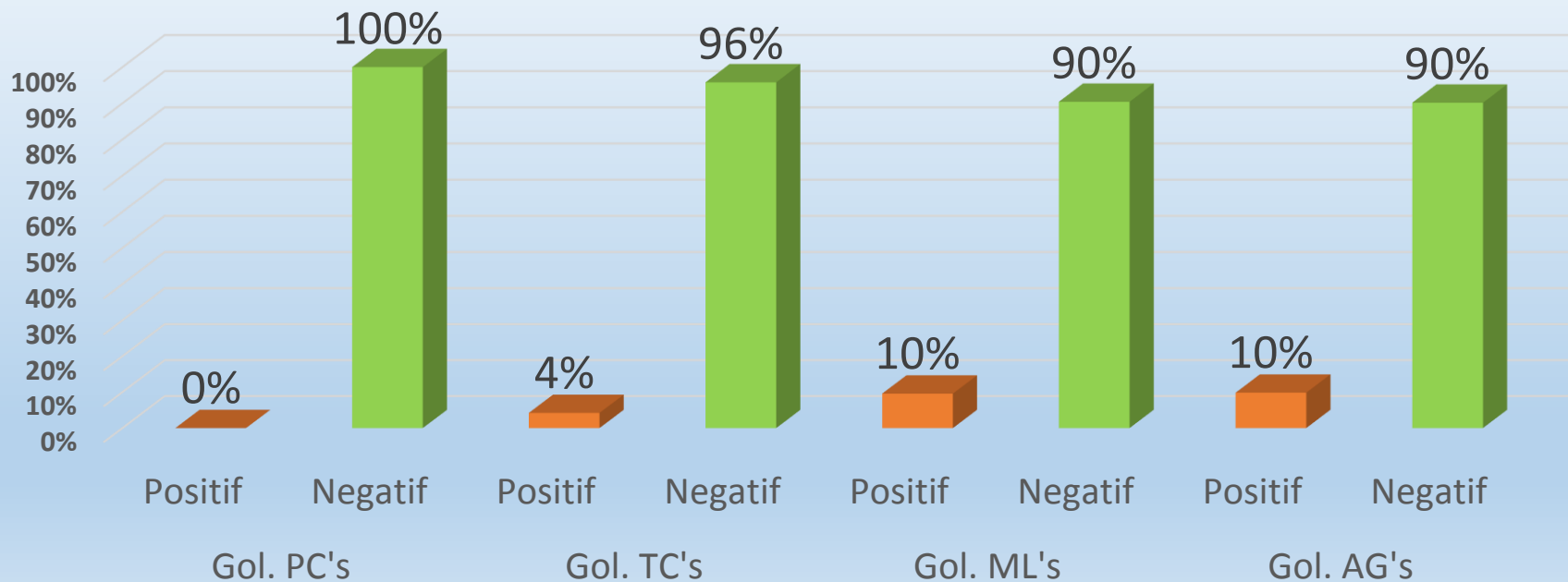
Tabel Hasil Uji Residu Antibiotik PMSR-BPMSPH di Indonesia Tahun 2015

Gol. PC's			Gol. TC's			Gol. ML's			Gol. AG's		
Jml Spl	Positif	Negatif	Jml Spl	Positif	Negatif	Jml Spl	Positif	Negatif	Jml Spl	Positif	Negatif
762	0	762	762	32	730	762	73	689	762	75	687

Prosentase Hasil Uji Residu Antibiotik PMSR-BPMSPH di Indonesia Tahun 2015

Gol. PC's		Gol. TC's		Gol. ML's		Gol. AG's	
Positif	Negatif	Positif	Negatif	Positif	Negatif	Positif	Negatif
0%	100%	4%	96%	10%	90%	10%	90%

Grafik Hasil Uji Residu Antibiotik PMSR-BPMSPH di Indonesia Tahun 2015



Gol. PC's			Gol. TC's			Gol. ML's			Gol. AG's		
Jml Spl	Positif	Negatif	Jml Spl	Positif	Negatif	Jml Spl	Positif	Negatif	Jml Spl	Positif	Negatif
762	0	762	762	32	730	762	73	689	762	75	687

Tabel Hasil Uji Residu Antibiotik PMSR-BPMSPH per Provinsi di Indonesia Tahun 2015

Provinsi	Gol. PC's			Gol. TC's			Gol. ML's			Gol. AG's		
	Jml Spl	Positif	Negatif	Jml Spl	Positif	Negatif	Jml Spl	Positif	Negatif	Jml Spl	Positif	Negatif
Nangroe Aceh Darussalam	20	0	20	20	0	20	20	0	20	20	0	20
Sumatera Utara	40	0	40	40	0	40	40	12	28	40	18	22
Riau	40	0	40	40	0	40	40	1	39	40	0	40
Kepulauan Riau	20	0	20	20	0	20	20	2	18	20	2	18
Jambi	1	0	1	1	0	1	1	0	1	1	0	1
Sumatera Barat	20	0	20	20	0	20	20	0	20	20	0	20
Bengkulu	20	0	20	20	0	20	20	0	20	20	1	19
Kepulauan Bangka Belitung	40	0	40	40	0	40	40	0	40	40	0	40
Lampung	25	0	25	25	0	25	25	0	25	25	0	25
Sumatera Selatan	20	0	20	20	12	8	20	20	0	20	20	0
Jawa Barat	30	0	30	30	5	25	30	1	29	30	3	27
Jawa Tengah	25	0	25	25	0	25	25	0	25	25	0	25
Jawa Timur	20	0	20	20	0	20	20	0	20	20	0	20
Bali	20	0	20	20	7	13	20	17	3	20	18	2
Nusa Tenggara Barat	20	0	20	20	0	20	20	0	20	20	0	20
Nusa Tenggara Timur	20	0	20	20	0	20	20	0	20	20	1	19
Kalimantan Barat	20	0	20	20	0	20	20	0	20	20	0	20
Kalimantan Selatan	20	0	20	20	0	20	20	0	20	20	0	20
Kalimantan Tengah	20	0	20	20	0	20	20	4	16	20	3	17
Kalimantan Timur	40	0	40	40	0	40	40	0	40	40	0	40
Kalimantan Utara	20	0	20	20	0	20	20	0	20	20	0	20
Gorontalo	20	0	20	20	5	15	20	5	15	20	5	15
Sulawesi Barat	20	0	20	20	0	20	20	0	20	20	0	20
Sulawesi Selatan	40	0	40	40	0	40	40	4	36	40	1	39
Sulawesi Tengah	20	0	20	20	0	20	20	0	20	20	0	20
Sulawesi Tenggara	20	0	20	20	0	20	20	0	20	20	0	20
Maluku	20	0	20	20	0	20	20	0	20	20	0	20
Maluku Utara	20	0	20	20	0	20	20	2	18	20	1	19
Papua	61	0	61	61	3	58	61	5	56	61	2	59
Papua Barat	12	0	12	12	0	12	12	0	12	12	0	12

Prosentase Hasil Uji Residu Antibiotik PMSR-BPMSPH per Provinsi di Indonesia Tahun 2015

Provinsi	Gol. PC's		Gol. TC's		Gol. ML's		Gol. AG's	
	Positif	Negatif	Positif	Negatif	Positif	Negatif	Positif	Negatif
Nangroe Aceh Darussalam	0%	100%	0%	100%	0%	100%	0%	100%
Sumatera Utara	0%	100%	0%	100%	30%	70%	45%	55%
Riau	0%	100%	0%	100%	3%	98%	0%	100%
Kepulauan Riau	0%	100%	0%	100%	10%	90%	10%	90%
Jambi	0%	100%	0%	100%	0%	100%	0%	100%
Sumatera Barat	0%	100%	0%	100%	0%	100%	0%	100%
Bengkulu	0%	100%	0%	100%	0%	100%	5%	95%
Kepulauan Bangka Belitung	0%	100%	0%	100%	0%	100%	0%	100%
Lampung	0%	100%	0%	100%	0%	100%	0%	100%
Sumatera Selatan	0%	100%	60%	40%	100%	0%	100%	0%
Jawa Barat	0%	100%	17%	83%	3%	97%	10%	90%
Jawa Tengah	0%	100%	0%	100%	0%	100%	0%	100%
Jawa Timur	0%	100%	0%	100%	0%	100%	0%	100%
Bali	0%	100%	35%	65%	85%	15%	90%	10%
Nusa Tenggara Barat	0%	100%	0%	100%	0%	100%	0%	100%
Nusa Tenggara Timur	0%	100%	0%	100%	0%	100%	5%	95%
Kalimantan Barat	0%	100%	0%	100%	0%	100%	0%	100%
Kalimantan Selatan	0%	100%	0%	100%	0%	100%	0%	100%
Kalimantan Tengah	0%	100%	0%	100%	20%	80%	15%	85%
Kalimantan Timur	0%	100%	0%	100%	0%	100%	0%	100%
Kalimantan Utara	0%	100%	0%	100%	0%	100%	0%	100%
Gorontalo	0%	100%	25%	75%	25%	75%	25%	75%
Sulawesi Barat	0%	100%	0%	100%	0%	100%	0%	100%
Sulawesi Selatan	0%	100%	0%	100%	10%	90%	3%	98%
Sulawesi Tengah	0%	100%	0%	100%	0%	100%	0%	100%
Sulawesi Tenggara	0%	100%	0%	100%	0%	100%	0%	100%
Maluku	0%	100%	0%	100%	0%	100%	0%	100%
Maluku Utara	0%	100%	0%	100%	10%	90%	5%	95%
Papua	0%	100%	5%	95%	8%	92%	3%	97%
Papua Barat	0%	100%	0%	100%	0%	100%	0%	100%
Total	0%	100%	4%	96%	10%	90%	10%	90%

di Indonesia Tahun 2015



Tabel Hasil Uji Residu Antibiotik PMSR-BPMSPH per Komoditi di Indonesia Tahun 2015

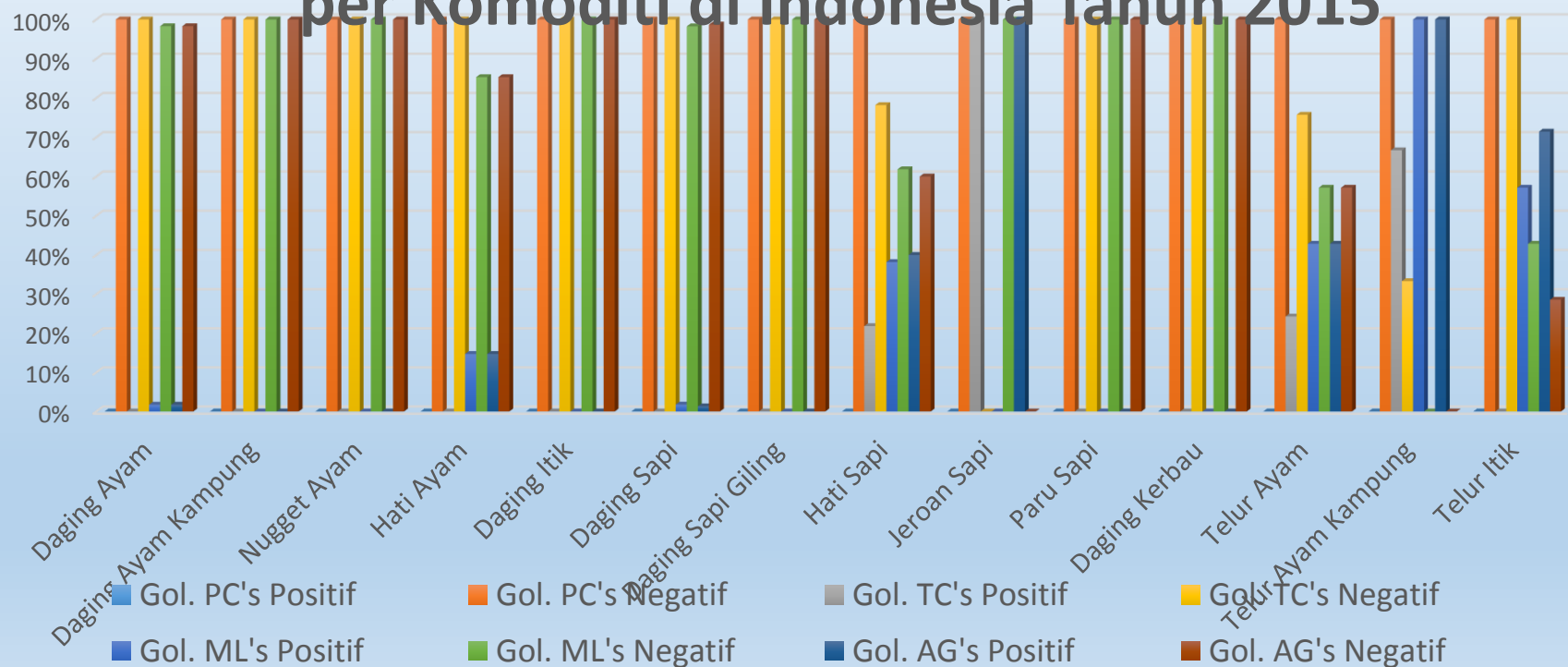
Komoditi	Gol. PC's			Gol. TC's			Gol. ML's			Gol. AG's		
	Jml Spl	Positif	Negatif	Jml Spl	Positif	Negatif	Jml Spl	Positif	Negatif	Jml Spl	Positif	Negatif
Daging Ayam	349	0	349	349	0	349	349	6	343	349	6	343
Daging Ayam Kampung	1	0	1	1	0	1	1	0	1	1	0	1
Nugget Ayam	1	0	1	1	0	1	1	0	1	1	0	1
Hati Ayam	34	0	34	34	0	34	34	5	29	34	5	29
Daging Itik	6	0	6	6	0	6	6	0	6	6	0	6
Daging Sapi	229	0	229	229	0	229	229	4	225	229	3	226
Daging Sapi Giling	3	0	3	3	0	3	3	0	3	3	0	3
Hati Sapi	55	0	55	55	12	43	55	21	34	55	22	33
Jeroan Sapi	1	0	1	1	1	0	1	0	1	1	1	0
Paru Sapi	2	0	2	2	0	2	2	0	2	2	0	2
Daging Kerbau	1	0	1	1	0	1	1	0	1	1	0	1
Telur Ayam	70	0	70	70	17	53	70	30	40	70	30	40
Telur Ayam Kampung	3	0	3	3	2	1	3	3	0	3	3	0
Telur Itik	7	0	7	7	0	7	7	4	3	7	5	2
Total	762	0	762	762	32	730	762	73	689	762	75	687

Prosentase Hasil Uji Residu Antibiotik PMSR-BPMSPH per Komoditi di Indonesia Tahun 2015

Komoditi	Gol. PC's		Gol. TC's		Gol. ML's		Gol. AG's	
	Positif	Negatif	Positif	Negatif	Positif	Negatif	Positif	Negatif
Daging Ayam	0%	100%	0%	100%	2%	98%	2%	98%
Daging Ayam Kampung	0%	100%	0%	100%	0%	100%	0%	100%
Nugget Ayam	0%	100%	0%	100%	0%	100%	0%	100%
Hati Ayam	0%	100%	0%	100%	15%	85%	15%	85%
Daging Itik	0%	100%	0%	100%	0%	100%	0%	100%
Daging Sapi	0%	100%	0%	100%	2%	98%	1%	99%
Daging Sapi Giling	0%	100%	0%	100%	0%	100%	0%	100%
Hati Sapi	0%	100%	22%	78%	38%	62%	40%	60%
Jeroan Sapi	0%	100%	100%	0%	0%	100%	100%	0%
Paru Sapi	0%	100%	0%	100%	0%	100%	0%	100%
Daging Kerbau	0%	100%	0%	100%	0%	100%	0%	100%
Telur Ayam	0%	100%	24%	76%	43%	57%	43%	57%
Telur Ayam Kampung	0%	100%	67%	33%	100%	0%	100%	0%
Telur Itik	0%	100%	0%	100%	57%	43%	71%	29%
Total	0%	100%	4%	96%	10%	90%	10%	90%

Prosentase Hasil Uji Residu Antibiotik PMSR-BPMSPH

per Komoditi di Indonesia Tahun 2015



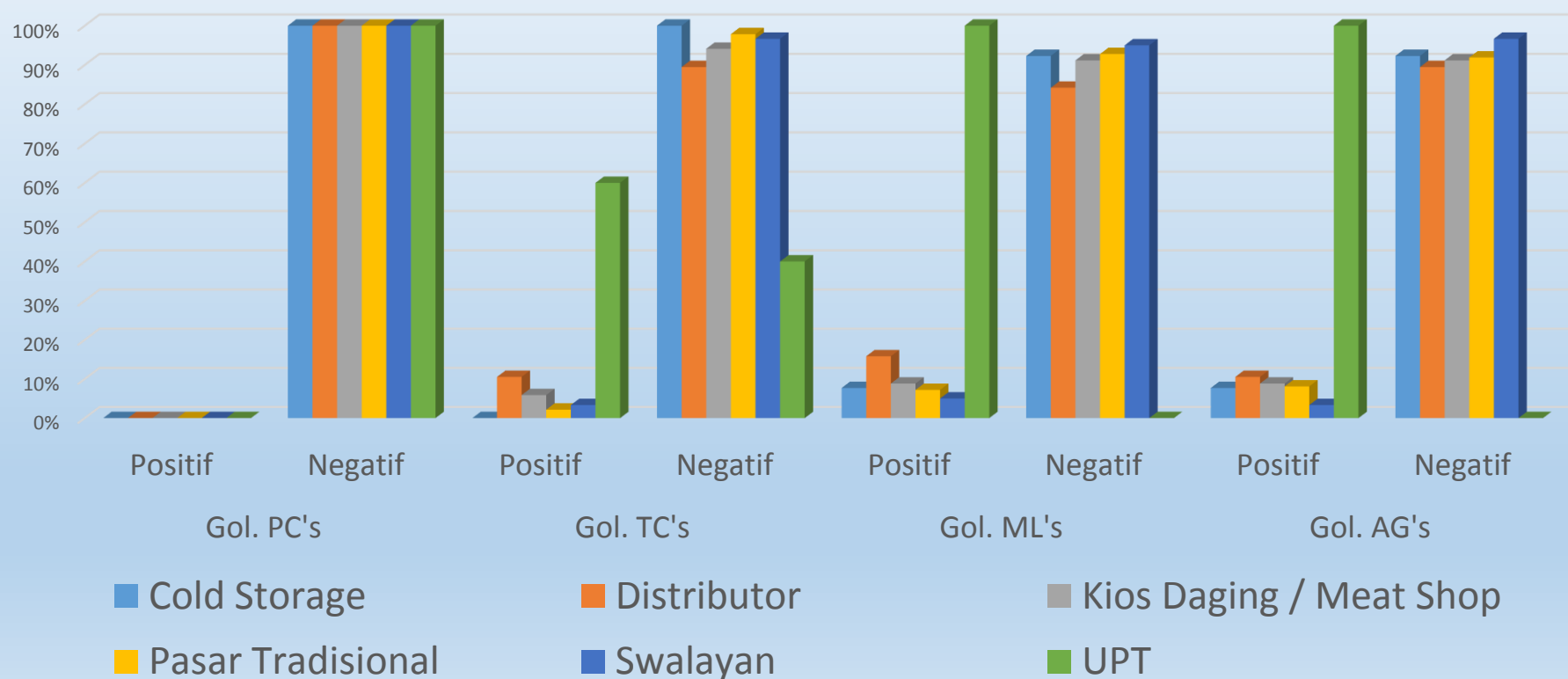
Tabel Hasil Uji Residu Antibiotik PMSR-BPMSPH di Indonesia Tahun 2015

Unit Usaha	Gol. PC's			Gol. TC's			Gol. ML's			Gol. AG's		
	Jml Spl	Positif	Negatif	Jml Spl	Positif	Negatif	Jml Spl	Positif	Negatif	Jml Spl	Positif	Negatif
Cold Storage	13	0	13	13	0	13	13	1	12	13	1	12
Distributor	19	0	19	19	2	17	19	3	16	19	2	17
Kios Daging / Meat Shop	34	0	34	34	2	32	34	3	31	34	3	31
Pasar Tradisional	556	0	556	556	12	544	556	40	516	556	45	511
Swalayan	120	0	120	120	4	116	120	6	114	120	4	116
UPT	20	0	20	20	12	8	20	20	0	20	20	0
Total	762	0	762	762	32	730	762	73	689	762	75	687

Prosentase Hasil Uji Residu Antibiotik PMSR-BPMSPH di Indonesia Tahun 2015

Unit Usaha	Gol. PC's		Gol. TC's		Gol. ML's		Gol. AG's	
	Positif	Negatif	Positif	Negatif	Positif	Negatif	Positif	Negatif
Cold Storage	0%	100%	0%	100%	8%	92%	8%	92%
Distributor	0%	100%	11%	89%	16%	84%	11%	89%
Kios Daging / Meat Shop	0%	100%	6%	94%	9%	91%	9%	91%
Pasar Tradisional	0%	100%	2%	98%	7%	93%	8%	92%
Swalayan	0%	100%	3%	97%	5%	95%	3%	97%
UPT	0%	100%	60%	40%	100%	0%	100%	0%
Total	0%	100%	4%	96%	10%	90%	10%	90%

Prosentase Hasil Uji Residu Antibiotik PMSR-BPMSPH per Unit Usaha di Indonesia Tahun 2015





JL. PEMUDA 29 A KOTA BOGOR, TELP/FAX : 0251 – 8353712
www.bpmsph.org / E-mail : bpmsph@yahoo.com



Terima Kasih